


MECHAN - MS7 CODED MAGNETIC

MS7-21-DC-06M

MAGNASAFE Coded,2NO,1NC,DC,06M

- Tamper resistant
- 2 normally closed safety contacts & 1 normally closed auxiliary contact
- IP67 sealing
- 10mm switching distance



PRODUCT DESCRIPTION

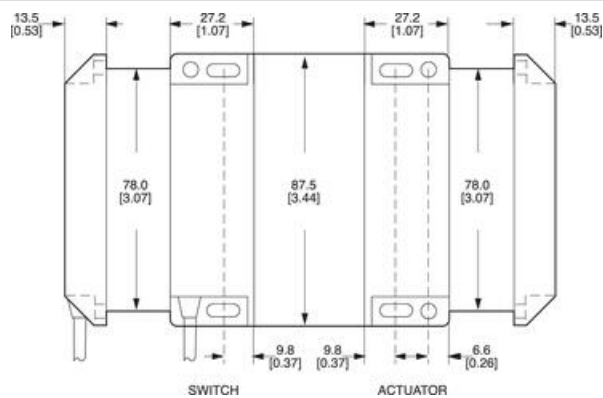
The Magnasafe MS7 is a magnetically coded switch offering greater tamper resistance than standard magnetically operated switches. The units are fully encapsulated into resin filled ABS housings and the long switching distance makes the MS7 to misalignment and gate wear.

When the switch and the actuator are apart, the safety contacts are open and the auxiliary contacts are closed. Moving the actuator to within the operating range of the switch (target to target) closes the safety contacts and opens the auxiliary contacts. Using versions with 2 safety contacts in conjunction with a Duelco safety relay will produce a higher integrity safety system.

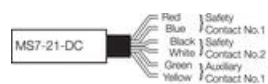
TECHNICAL SPECIFICATION

Type	MAGNASAFE
Operation	Coded magnetic
Contact arrangements	2 x N/O safety; 1 x N/C auxiliary
Safety contact operating distance	7mm ON 12 mm OFF
Safety contact rating	DC: 24Vdc / 300mA
Auxiliary contact rating	DC: 24Vdc / 300mA
External fuse (customer supplied)	200 mA
Dimensions	Actuator 87.5 x 27.2 x 13.5mm Switch 87.5 x 27.2 x 13.5mm
IP rating	IP67
Vibration/shock	50—100Hz / 10g
Operating temperature	-10 to +55C
Mounting & fixture	Target to target
Construction	RED ABS resin filled

DIMENSIONS AND CONNECTIONS

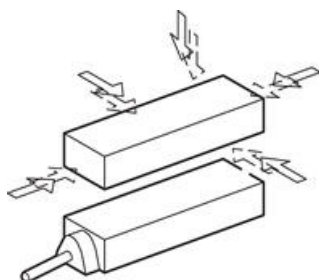


Connections

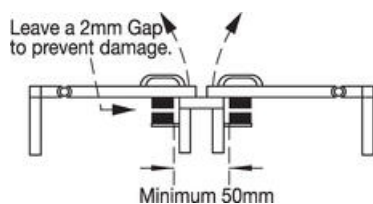


MOUNTING

The Magnasafe safety switches can approach each other from any angle.
 The target on the printed face of the switch must be aligned.
 Mount the switch on to the machine frame and the magnet on to the opening door.
 Use the tamper proof screws provided.
Do not use the safety switch as a door stop.

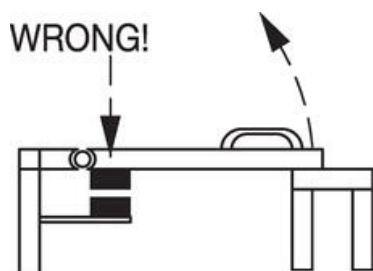


Leave a minimum of 50mm between any adjacent door switch



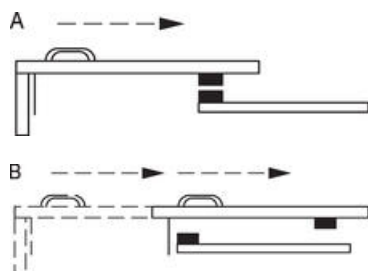
Always try to mount the switch to non ferrous material.
 Ferrous material will reduce the switching distance.

Do not mount the switch to the hinge of the door



SLIDING DOORS

EN 1088 provides some mounting suggestions, see example below.
 When fixing the safety switch to a sliding door
 A) ensure that when the door is opened
 B) it is not easily accessible, helping prevent the system being overridden.



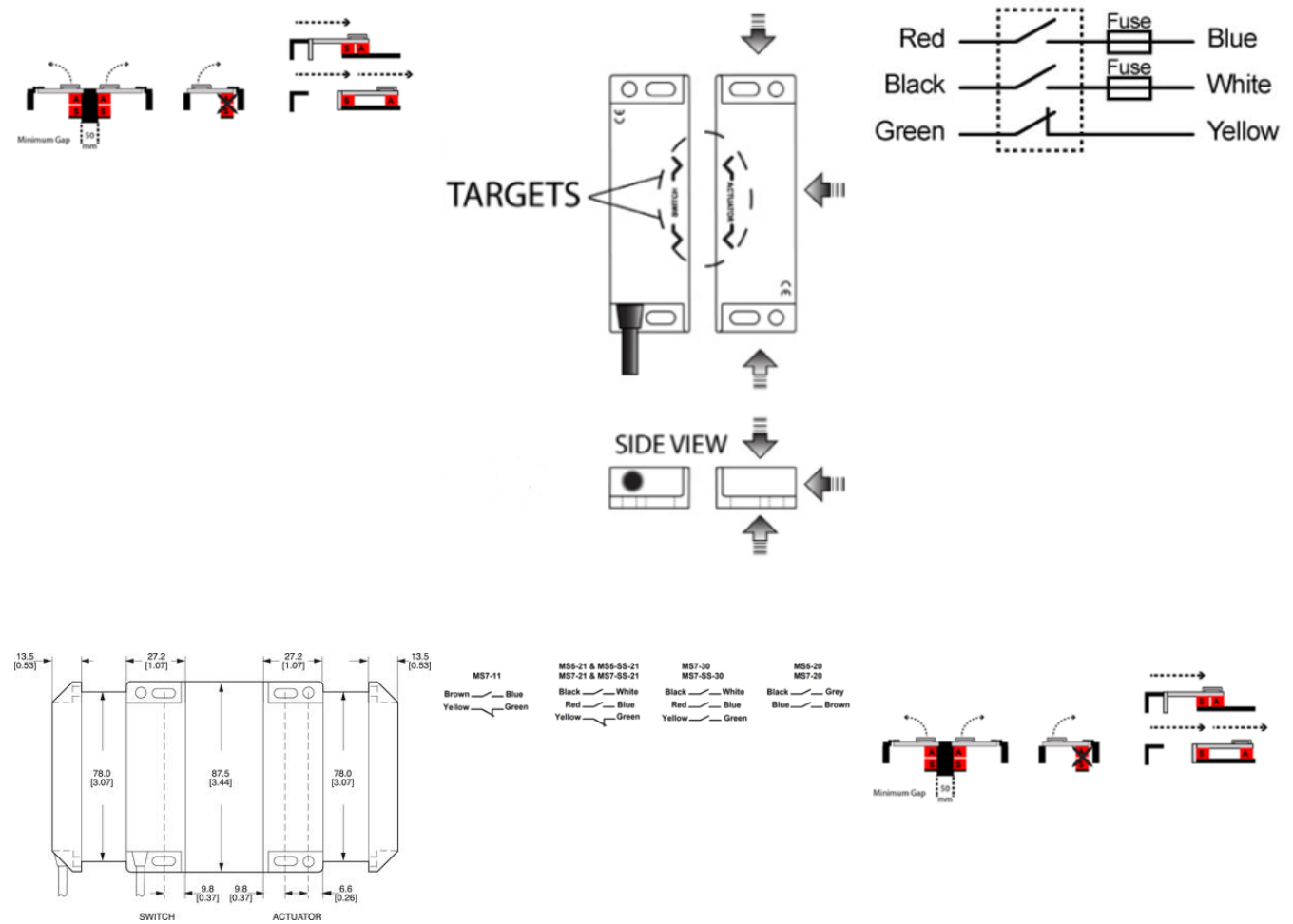
ORDERING INFORMATION

Part number	Description
MS7-21-DC-03M	Magnasafe MS7, 2 N/O safety contacts, 1 N/C auxiliary contact, DC switching, 3m lead
MS7-21-DC-03M	Magnasafe MS7, 2 N/O safety contacts, 1 N/C auxiliary contact, DC switching, 6m lead

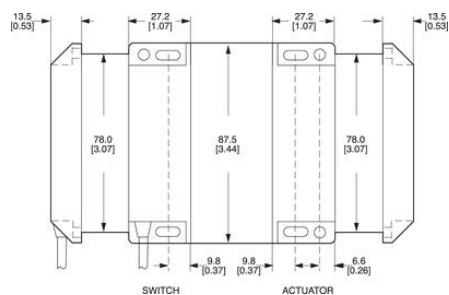
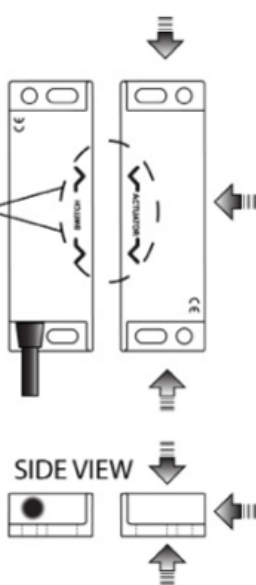
Please Note: Extended cable lengths are available.

SPECIFICATIONS

Safety contact NO	2
Signal contact NC	1
Contact Current Max	300 mA
Activation Distance From	7 mm
Activation Distances	20 mm
Material Case	ABS plastic
IP Class	IP67, IP69K
Temperature range from	-25 °C
Temperature range to	55 °C
B10d	2,0 milj.



TARGETS



MST-11
Brown — Blue
Yellow — Green

MS6-21 & MS6-SS-21
MS7-21 & MS7-SS-21
Black — White
Red — Blue
Yellow — Green

MS7-30
MS7-SS-30
Black — White
Red — Blue
Yellow — Green

MS6-20
MS7-20
Black — Grey
Blue — Brown