

GELBAU - CONTROL UNIT PL C (ANTI-AQUA)

3003.1400

Evaluator, 24 V DC, cat. 1, anti-aqua, IP65

- Anti-Aqua version, guaranteed operation when profile is full of water
- 1 NO + 1 CO signal output
- Conforms to 1 EN954-1
- Automatic reset
- IP20 or IP65





PRODUCT DESCRIPTION

Gelbau Anti-Aqua is a safety edge control unit specifically suitable for less-dangerous applications such as gate and door systems. The anti-aqua feature ensures operation even when the safety edge profile is full of water. Monitoring is performed on the closed circuit current principle with an 8.2 kΩ resistor as the electrical termination. The switchgears possess three LEDs (green, yellow, red), which are used to indicate different states:

- Green: switching strip connected, system ready for operation, safety contacts closed
- Yellow: error message "Open sensor circuit", safety contacts opened
- Red: switching strip actuated, safety contacts opened

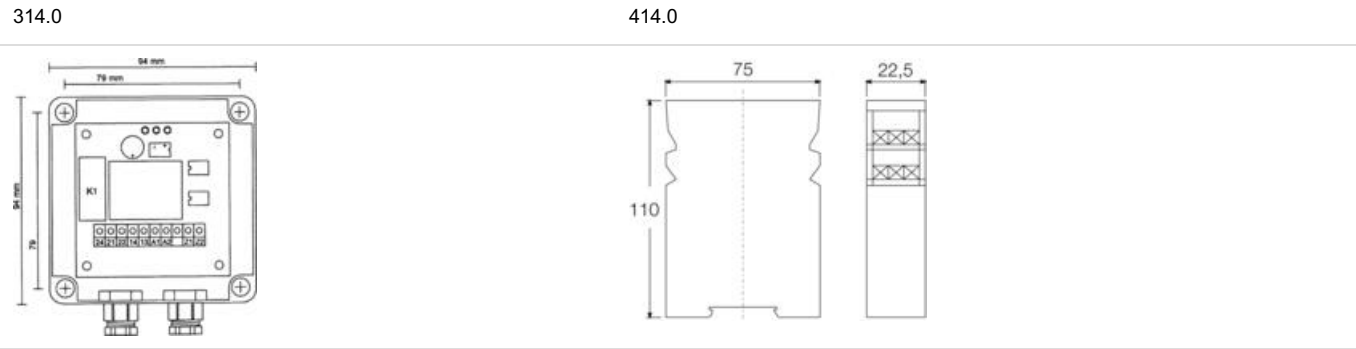
TECHNICAL SPESIFICATIONS

Supply voltage	24 V DC tai 230 V AC
Tolerance	-15 %...+10 %
Rated power	3 VA
Function output	1 NO rele
Signal output	1 CO rele
Max. voltage / output	250 V AC / 24 V DC
Max. current / output	4 A (AC11/220 V), 2 A (DC11/24 V)
Activation time	Max. 15 ms
Max. profile length	100 m
State indication	3 x LED
Protection class	IP20 or IP65
Temperature range	-20 °C...+55 °C
Mounting	DIN rail IP65 enclosure
Safety class	1, conforms to EN954-1
Standard	EN1760-2
CE requirements	MD, LVD, EMC
Approvals	 

Warning! Anti-Aqua versions do not detect moisture or water inside the safety edge profile. In low temperatures the frozen water may prevent electrical

contact.

Dimensions
(mm)



WIRING DIAGRAM



SPECIFICATIONS

IP Class	IP65
Number Of Terminal Strips Max	1
PL	c
Supply voltage	230 V AC
Temperature range from	-20 °C
Temperature range to	55 °C

