

## QUADRO PROFILES

3020.2201



Connector with 1m Cable for 18/22mm Round Profile





- 360° operating area
- Ø18 mm and Ø22 mm
- High level of sensitivity
- Easy to install

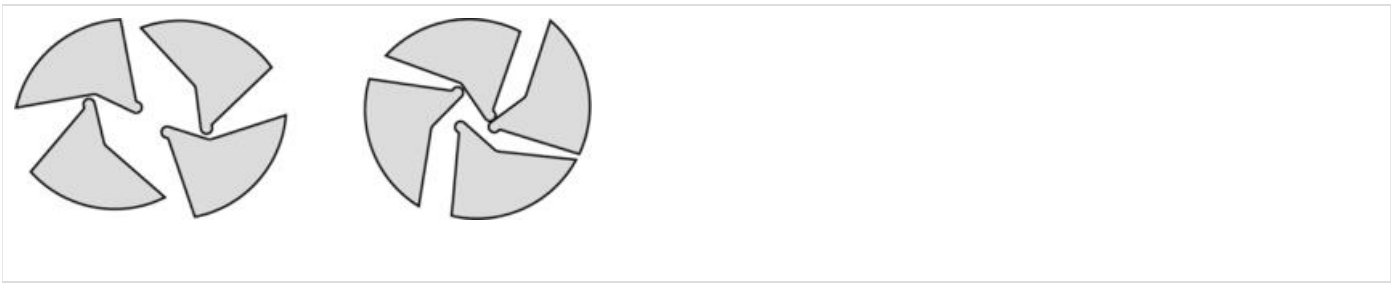
### PRODUCT DESCRIPTION

The Gelbau Quadro-Profile is used primarily in the field of local public transport, where it is installed as a safety feature for the closing edges of passenger doors in buses and trains. The EPDM profile can be used only in conjunction with a sealing profile. It is simply pushed into the hollow chamber of existing or newly developed sealing profiles. The profiles have a diameter of 18 mm or 22 mm, and require a sheath-profile with a hollow compartment minimum diameter of 21.5 mm or 25.5 mm. The profile is characterised by a high level of sensitivity.

|  |  |
|--|--|
|    |    |
| <p><b>Applications</b></p>   | <p><b>Features</b></p>   |
| <ul style="list-style-type: none"> <li>• Public transport, buses, metro etc</li> <li>• Door systems such as sectional doors</li> </ul> | <ul style="list-style-type: none"> <li>• 360° operation</li> <li>• Easy to install, can also be retrofitted</li> <li>• High level of sensitivity</li> <li>• Profile consists of four conductive zones, out of which at least three will always contact under mechanical pressure</li> <li>• Temperature range -40 °C...+80 °C</li> </ul> |



|   |
|---|
| <p><b>Cross-cut section</b></p>   |
|  |
| <p><b>360° operating range</b></p>  |



**Coupling**

