

QUADRO PROFILES

3020.2203

Connector with cable 3 m

- 360° operating area
- Ø18 mm and Ø22 mm
- High level of sensitivity
- Easy to install



PRODUCT DESCRIPTION

The Gelbau Quadro-Profile is used primarily in the field of local public transport, where it is installed as a safety feature for the closing edges of passenger doors in buses and trains. The EPDM profile can be used only in conjunction with a sealing profile. It is simply pushed into the hollow chamber of existing or newly developed sealing profiles. The profiles have a diameter of 18 mm or 22 mm, and require a sheath-profile with a hollow compartment minimum diameter of 21.5 mm or 25.5 mm. The profile is characterised by a high level of sensitivity.



Applications

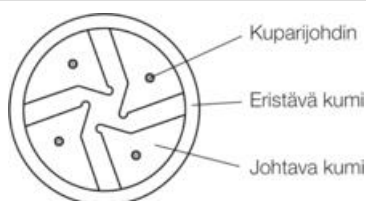
- Public transport, buses, metro etc
- Door systems such as sectional doors

Features

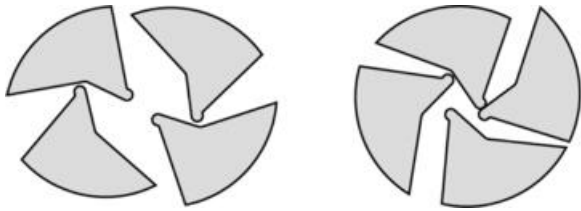
- 360° operation
- Easy to install, can also be retrofitted
- High level of sensitivity
- Profile consists of four conductive zones, out of which at least three will always contact under mechanical pressure
- Temperature range -40 °C...+80 °C



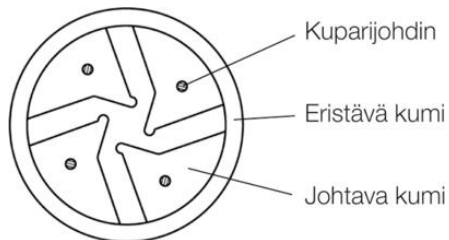
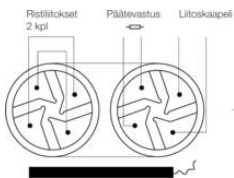
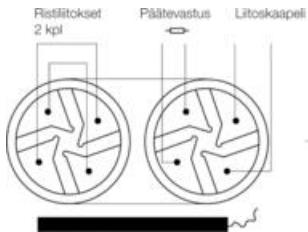
Cross-cut section



360° operating range



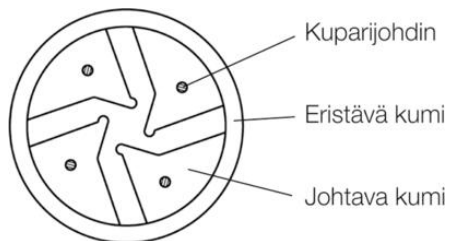
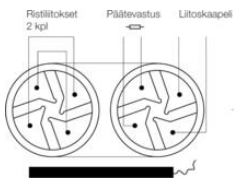
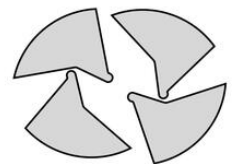
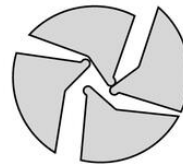
Coupling



Kuparijohdin

Eristävä kumi

Johtava kumi



Kuparijohdin

Eristävä kumi

Johtava kumi

