

## GELBAU - CONTROL UNIT B412.0

30B4.1206

RES. CAT1 22,5MM NO 24VDC



- Compact enclosure, only 22.5 mm
- 1 NO output
- Automatic reset
- Safety category 1 in accordance with EN954-1





### PRODUCT DESCRIPTION




Small control unit for the monitoring of sensing strips in less dangerous applications. It fulfils safety category 1 which means that it may only be used in applications in which the risk of injury is only for slight, normally reversible injuries. If there is any doubt select one of the control units on the following pages. A low current is transmitted from the unit's connectors (Z1 & Z2) through the sensing strip, and a closed circuit is formed via a resistor (8.2 kΩ). The control unit output cuts the power if anyone/anything presses the sensing strip and also following a short-circuit or open circuit.

### TECHNICAL DATA

<b>Supply voltage</b>		24 V AC/DC, 230 V AC
<b>Tolerance</b>		-15 % to +10 %
<b>Consumption (operation)</b>		3 W
<b>Relay outputs:</b>	<b>Safe</b>	1 NO (single)
<b>Max. contact voltage</b>		250 V AC/24 V DC
<b>Max. contact current</b>		4 A AC/DC
<b>Fuse outputs</b>		4 A
<b>Disconnection time</b>		10 ms
<b>Max. length of sensing strip</b>		100 m
<b>Max. cable length to the sensing strip</b>		50 m (min. 0.5 m <sup>2</sup> )
<b>Status indication</b>		3xLED
<b>Ingress protection class:</b>	<b>Terminal block</b>	IP20
	<b>Enclosure</b>	IP40
<b>Ambient temperature</b>		-20 °C to +55 °C
<b>Installation</b>		DIN rail

<b>Mechanical service life</b>	3x10 <sup>7</sup>
<b>Safety category</b>	1 in accordance with EN954-1
<b>Standard</b>	EN1760-2
<b>Conforming to</b>	MD, LVD, EMC
<b>Approvals</b>	 

#### Technical characteristics

<b>Depending on safety requirements</b>		
• Force guided contacts		
• Internal/external redundancy		
<b>User benefits</b>	<b>Status indication</b>	
• Safety category 1 in accordance with EN954-1		Strip activated
• Small installation dimensions		Fault in the safety circuit
• LED status indication		Output activated

## DIMENSIONS

(mm)
------

## CONNECTION

1. One sensing strip. Automatic reset.	2. Two sensing strips. Automatic reset.
----------------------------------------------	-----------------------------------------------

## ORDER NUMBER

Order no.	Description
30B4.1200	Control unit, resistor, 1 NO, cat. 1, 230 V AC
30B4.1201	Control unit, resistor, 1NO, cat. 1, 115 V AC
30B4.1204	Control unit, resistor, 1 NO, cat. 1, 24 V AC
30B4.1206	Control unit, resistor, 1 NO, cat. 1, 24 V DC

## SPECIFICATIONS

<b>Approvals</b>	CE, TÜV NORD
------------------	--------------

<b>Cable length to clip list max</b>	50 m (min. 0,5 m2)
<b>Conforming To</b>	EMC, LVD, MD
<b>Contact Current Max</b>	4 A AC/DC
<b>Contact Voltage Max</b>	250 V AC/24 V DC
<b>Disconnection</b>	10 ms
<b>Fuse output</b>	4 A
<b>IP Class Connection</b>	IP20
<b>IP Class House</b>	IP40
<b>Mounting</b>	DIN rail
<b>PL</b>	c enI.SS-EN ISO 13849-1
<b>Power Consumption</b>	3 W
<b>Supply voltage</b>	24 V DC
<b>Temperature ambient from</b>	-20 °C
<b>Temperature ambient to</b>	55 °C
<b>Terminal Strip Length Max</b>	100 m
<b>Tolerance max</b>	10 %
<b>Tolerance min</b>	-15 %

