

SWINGING DOORS

10900300

Door kit, double, max. 3000 mm


- Single or double versions
- Compatible with ProSafe T10, OptiSafe and SolidSafe panels
- Same type for left- and right-handed doors



PRODUCT DESCRIPTION

The door kit selection offers door widths for multiple applications. Most common widths for example for ProSafe T10 are 700, 800, 1000, 1200 and 1500 mm.

Single door, hinged



Space required: width of the door + 30 mm






Double door, hinged

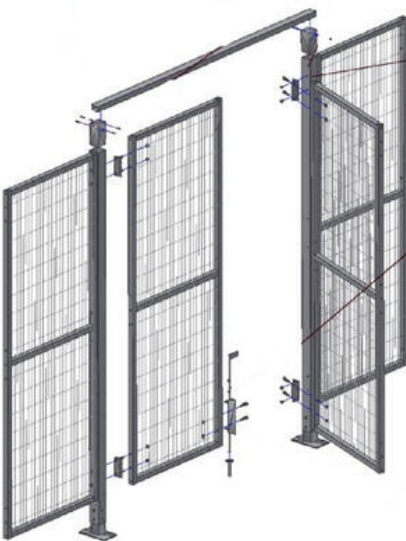


Space required: width of the door + 42,5 mm

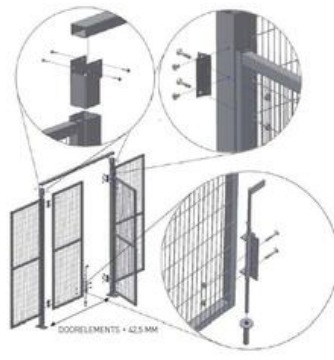
SPECIFICATIONS






Width max	3000 mm
-----------	---------

 10000070	 10000700	 100000XX	 10060101	 07974014019
---	---	---	---	--



10900300



 10000070	 10000700	 100000XX	 10060101	 07974014019
---	---	---	---	--

