

DATALOGIC - S300-PR - MAXI SENSOR

S300-PR-2-G00EX

- Long detection distances
- M12 contact or terminal connection
- Temperature range -40° to +55°C
- AC and DC versions



PRODUCT DESCRIPTION

The advanced line of S300 maxi photoelectric sensors is the most suitable solution for critical applications thanks to the excellent performances and resistance to the harsh use conditions. The series offers a wide range of models and optical functions, able to meet the most demanding customer needs. The S300 series is available in 4 different models with through beam optical function up to 60m, polarized retro reflective at 20m, diffused proximity at 3m and background suppression at 2.5m. All models are available with both Vdc from 10 to 30V and Vac/Vdc free-voltage from 24 to 240V versions, also with timing function version and defogging system.

Features & Benefits:

- Simple and complete User Interface for timing functions: easy and fast setting
- Swivelling connector block: to improve installation capability and to adapt the sensor to the mechanical parts of the machine
- Sensor housing in only one structure with fibre loading: to improve housing toughness and guarantee plant reliability
- Excellent operating distance: to guarantee high application flexibility
- ALARM output and TEST input: to improve both the reliability and process production of the plant avoiding to stop the plant
- Defogging system: to avoid lens condensation and to improve both the reliability and process production of the plant

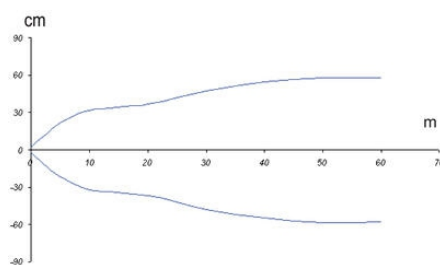
Applications:

- Automatic machines
- Transportation lines
- Wood working machines
- Automatic warehouses


SPECIFICATIONS

Approvals	CE, UL
Dimension (mm)	25 x 100 x 70
Distance Max	60000 mm
Distance Min	0 mm
Electrical connection	Terminal

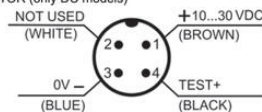
Frequency	500 Hz
IP Class	IP67
LED indicator	Yes
Lens material	PC
Light type	IR LED
Material of body	Fibre reinforced plastic (PBT)
Output	NPN, NC, NO, PNP
Output current max	0.1 A
Photocell technology	Through beam emitter
Reaction time	1 ms
Sensitivity setting	Yes
Supply voltage	10-30 V DC
Temperature range bearing, from	-40 °C
Temperature range bearing, to	70 °C
Temperature range from	-40 °C
Temperature range to	55 °C
Type of light	LED
Weight	140 g



AC MODELS



M12 CONNECTOR (only DC models)



DC MODELS

