

SAFETY HINGE SWITCH SHS

601.9261.014

Safety hinge switch SHS, 1 NC, 5m cable (rad), max.
230 V

- Highly reliable, extremely difficult to bypass
- Switch integrated into the hinge mechanism
- Point of fixation 0-180°

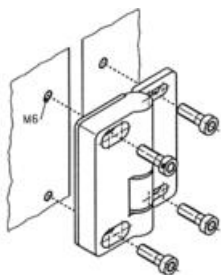


PRODUCT DESCRIPTION

The design of the SHS safety hinge switch has been optimised to allow its effective use on aluminium section systems. Its shallow depth, even when fully opened, makes it ideally suited for use in constricted installation conditions on machines.

Safety switches with separate actuators are often subjected to high mechanical stresses, especially when they are mounted on closing edges. The SHS hinge switch sets new standards. The safety guard is monitored directly in the hinge.

INSTALLATION



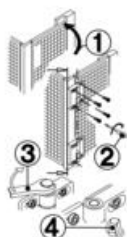
Mechanical load bearing capabilities

F_{R1} = max. 1000N

F_{R2} = max. 500N

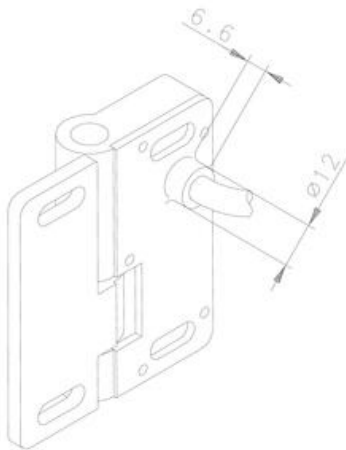
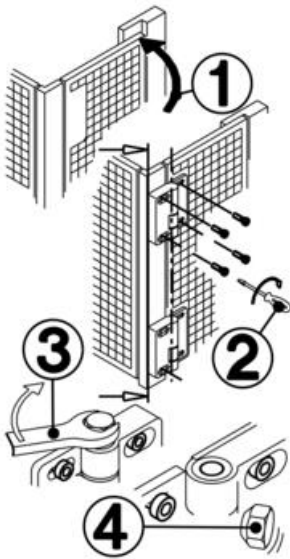
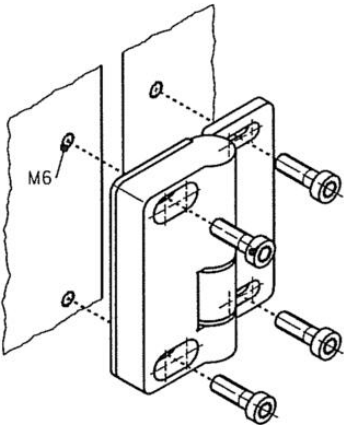
F_A = max. 750N

CONNECTION



SPECIFICATIONS

Cable length	5000 mm
Contact type	1 NC
IP Class	IP67
Port position	Behind
Temperature range from	-25 °C
Temperature range to	70 °C



Cable, PVC

