

## LCIS MECHANICAL RELAY

760061.1000

Interfacerelay LCIS 230V AC/DC

- Jumper connection for easy installation
- Connection from top of the relay
- 6 A/5 mA
- Push-in or screw termination



### PRODUCT DESCRIPTION

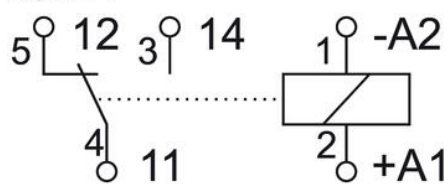
Lütze LCIS relay range offers compact design along with excellent usability. These relays are only 6,2mm wide and 90mm tall which makes them very compact and easy to install even in confined enclosures. LCIS relays can be installed in any position. All terminals (A1, A2 etc.) distinctively marked and additionally they can be identified by using standard 5x5mm or 6x12mm markers. All terminals can be connected with jumper combs connecting up to 16 poles. Push-in and screw terminals available.

### SPECIFICATIONS

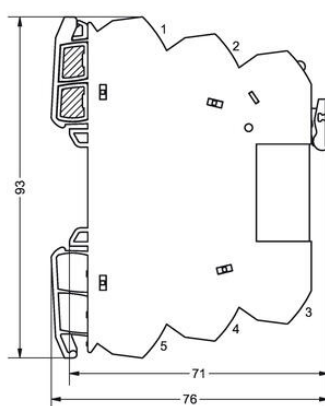
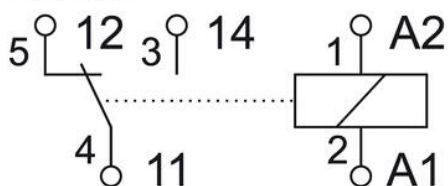
Approvals	CE, cULus, DNV, GL, RoHS
Contact Material	AgSnO2
Cross Section Max	2.5 mm <sup>2</sup>
Cross section min	0.25 mm <sup>2</sup>
Depth	93 mm
Height	76 mm
Insulation In	4000 V
Insulation Out	4000 V
IP Class	IP20
Load Current AC max	6 A
Load Current AC min (mA)	5 mA
Load Current DC max	6 A
Load Current DC min (mA)	5 mA

Load Voltage AC max	250 V
Load Voltage AC min	17 V
Load Voltage DC max	250 V
Load Voltage DC min	17 V
Power consumption	3.5 mA
Power Supply AC max	253 V
Power Supply AC min	184 V
Power Supply DC max	253 V
Power Supply DC min	184 V
Switching Current Max	6 A
Temperature range from	-25 °C
Temperature range to	60 °C
Weight	35 g
Width	6.2 mm

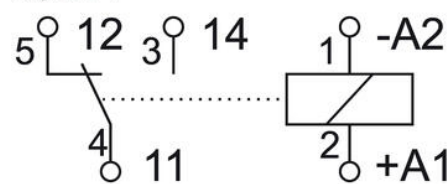
**DC 24 V**



**AC/DC 24 V, AC/DC 115 V, AC/DC 230 V**



**DC 24 V**



**AC/DC 24 V, AC/DC 115 V, AC/DC 230 V**

