

POWER SUPPLY 1-PHASE, 24 V DC DIMENSION Q SERIES

QS20.241-A1

POWER SUPPLY 24VDC 480W 20A

- Power supply unit for DIN rail. 100-240 V ac/110 V dc
- 60/82 mm wide
- Up to 93.9% efficiency
- 50% bonus power
- Maximum performance



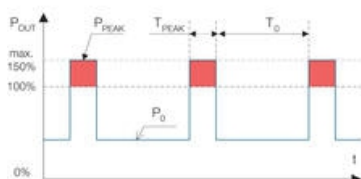
PRODUCT DESCRIPTION

Puls Dimension Q is a new generation of power supply unit with very small construction dimensions and many technical benefits. The power supply unit has low inrush current (even with warm starts), active PFC, which provides a power factor close to one, expanded temperature range and active protection against line transients. (Not QS20) The power supply unit has high efficiency, which provides long lifetime both for the unit and adjacent products. Temperature increases in the cabinet are also kept at a low level. Furthermore, there is a relay output (DC OK) that is deactivated when the output voltage deviates more than 10 % from the set value. The bonus power provides an extra 50 % reserve with retained 24 V, which is an advantage when connected loads have high starting currents. The power supply unit has a high short-circuit current that simplifies tripping of secondary fuses. Both the bonus power and short-circuit current are time-limited to 4 seconds to avoid constant overloading of the power supply unit and wiring. **QS20.241** If a short circuit lasts longer than 4 seconds, the power supply unit will continue in so-called hick-up mode. The output power is reduced to nearly zero for about 17 seconds. The power supply unit then makes a new start-up attempt for 2-4 seconds. If the short circuit remains, a new pause of 17 seconds is taken. Once the short circuit is remedied, the power supply unit automatically returns to service. For more technical information, consult the **general information** at the beginning of the power supply section.

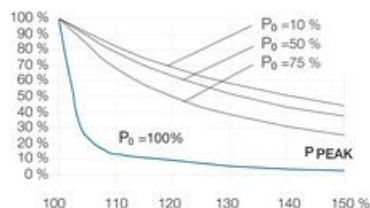
Bonus power

The power supply unit has bonus power that enables high power extraction with retained 24 V DC for 4 seconds, which is a major advantage when connected loads have high starting currents, such as the case with motors. How often bonus power can be utilised depends on the application. With the following diagram and formula, the repeat time can be calculated for each application. The bonus power is available as soon as the power supply unit is started and directly after a short circuit.

Bonus power



Operating cycle



P₀	Nominal load current
P_{peak}	Peak current
T₀	Time between bonus power

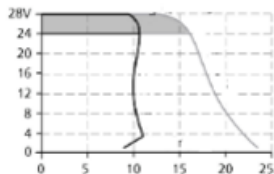
Tpeak	Peak current I time
Operating cycle	$T_{peak} / (T_{peak} + T_o)$
To	$T_{peak} - (\text{operating cycle} * T_{peak}) / \text{operating cycle}$

Example: Nominal load current (Po) is 7.5 A. Peak current (Ppeak) is 12 A

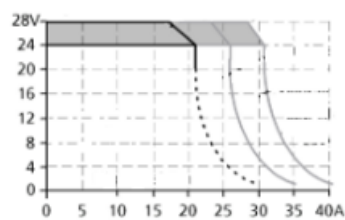
20 % of I_{nom} . The peak time is 3 seconds. 7.5 A = 75 % of I_{nom} . According to the diagram, the operating cycle is about 50 %. $T_o = 3 - (0.5 * 3) / 0.5 = 3$

Maximum repeat time of the power boost is 3 seconds

Output characteristics



QS10.241



QS20.241

SPECIFICATIONS

Input voltage range	Wide-range
Number of phases	1
Input voltage AC	100-240 V
Input voltage ac min	85 V AC
Input voltage ac max	276 V AC
Input voltage DC	110-150 V
Input voltage dc min	88 V DC
Input voltage dc max	187 V DC
Inrush current at 120 V ac typical	9 A
Inrush current at 230 V ac typical	7 A
Power Factor at 120 V AC, full load. Typical	0.95
Power Factor at 230 V AC, full load. Typical	0.9
Supply Frequency	50-60 ± 6 %
Power Consumption At 120 V AC	4.56 A
Power Consumption At 230 V AC	2.48 A
Type Power Supply	AC-DC

Output voltage	24 V DC
Output voltage min	24 V DC
Output voltage max	28 V DC
Output Current	20 A
Effect	480 W
Power Reduction Of 60 To 70 ° C	12 W/°C
Ripple. max	100 mV pp
Temperature Range Without Derating From	-25 °C
Temperature Range Without Derating To	60 °C
Efficiency At 120 V AC, full load. Typical	92.4 %
Efficiency At 230 V AC. Typical	92.9 %
Efficiency At 230 V AC, full load. Typical	93.9 %
Lifetime at 120 V ac, full load and +40 ° C	59000 h
Lifetime at 230 V ac, full load and +40 ° C	71000 h
MTBF (IEC 61709) 230 V AC, Maximum Load, 40 ° C	469000 h
Width	82 mm
Height	124 mm
Depth	127 mm
Weight	1.2 kg
Clamp type	Spring-clamp
Series	Dimension Q
Approvals	ABS, ATEX, CB, CE, CSA, GL, IECEx, UL
DC relay output	Yes
Material Protection	Aluminium
Hold-up time at 120 V AC, full load. Typical.	32 ms
Hold-up time at 230 V AC, full load. Typical.	51 ms
IP Class	IP20
Active Transient	Yes
Conformal coated	Yes

Fig. 6-1 Output voltage vs. output current, typ.

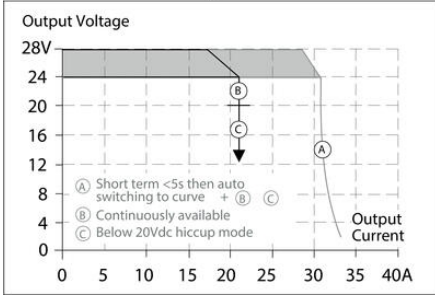


Fig. 15-1 Output current vs. ambient temp.

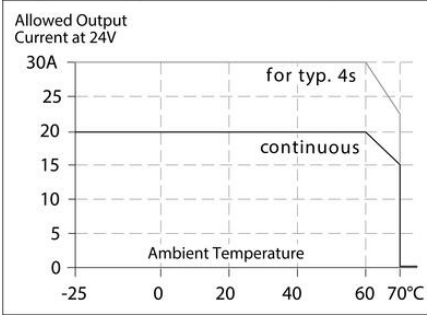


Fig. 9-2 Losses vs. output current at 24V, typ.

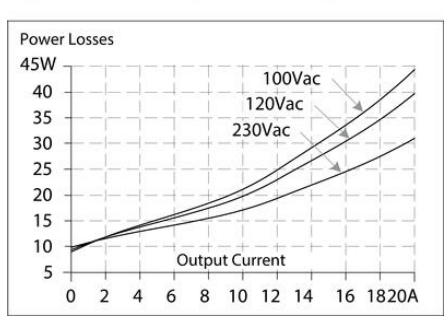


Fig. 9-1 Efficiency vs. output current at 24V, typ

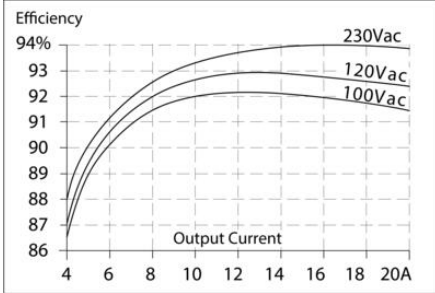


Fig. 6-2 Bonus time vs. output power

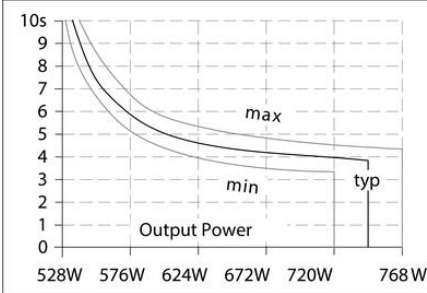
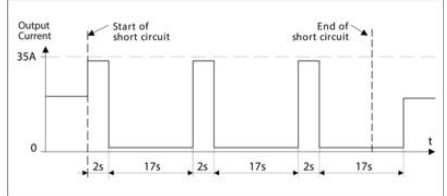


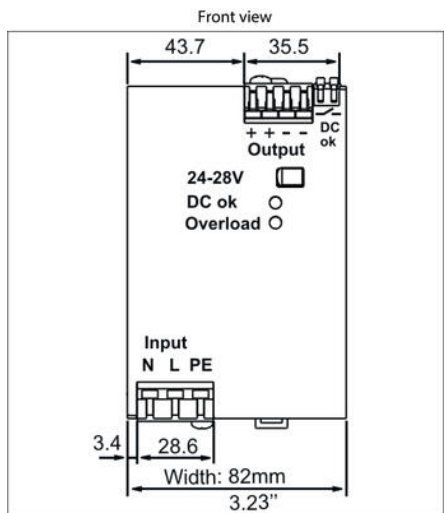
Fig. 6-3 Short-circuit on output, hiccup mode (typ.)



Maximal wire length *) for a fast (magnetic) tripping:

	0.75mm ²	1.0mm ²	1.5mm ²	2.5mm ²
C-2A	26m	35m	62m	82m
C-3A	23m	29m	54m	72m
C-4A	15m	19m	31m	51m
C-6A	7m	10m	15m	26m
C-8A	5m	7m	10m	16m
C-10A	2m	3m	5m	7m
C-13A	-	-	1m	2m
B-6A	19m	27m	38m	57m
B-10A	7m	11m	14m	23m
B-13A	1m	2m	3m	5m

*) Don't forget to consider twice the distance to the load (or cable length) when calculating the total wire length (+ and - wire).



Side view

