

SUSPENSION SYSTEM CS-3000 NEXT

1017300073

Panel coupling, turn 300°, tilt 105°



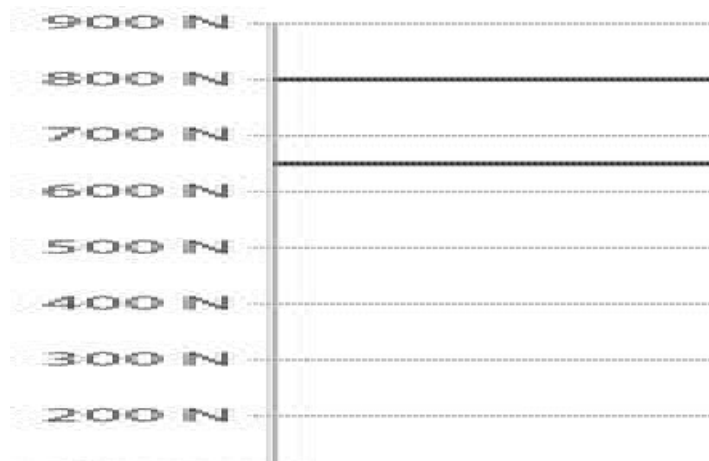
- For medium loads
- Wide selection of elbows, joints and brackets made of aluminium
- Component standard RAL 7016 (RAL9006 also available)
- Easy to assemble
- Maximum distance 1,5m / 500N load

PRODUCT DESCRIPTION

The CS-3000 neXt combines functionality with an appealing design. The new system is an important addition to the CS-3000 series, it is easy to clean and benefits from simplified installation, outstanding visual characteristics such as smooth transitions between tube and component and the high quality which Bernstein is known for. The wide range of components, the high strength of the system and the load capacity provide individual solutions.

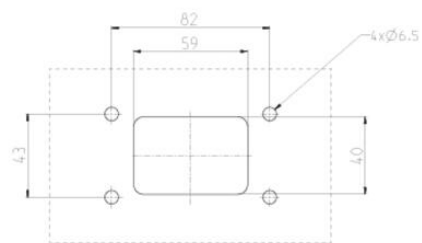
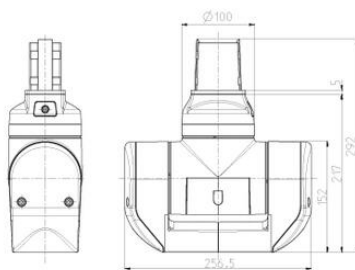
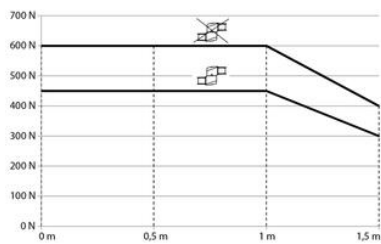
- System lengths from 250 mm up to 1,500 mm in 250 mm steps
- RAL 9006 component finish also available
- Optional powder coating of components and tubes
- Swivel angle 300° with angle limiter available
- Variety of components to suit your application

LOAD DIAGRAM



SPECIFICATIONS

IP Class	IP65
Color	Grey



Connection diagram

