

## MOTOR SENSING INTERLOCK BEMF

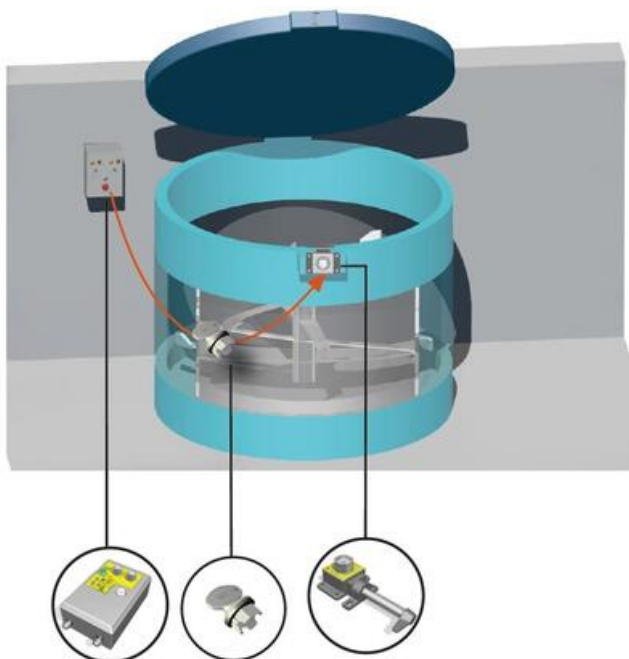
BEMF-FSB-F-24D-2D

- For 1- and 3-phase motors
- For AC or DC motors up to 600V
- 2 NC + 2 PNP



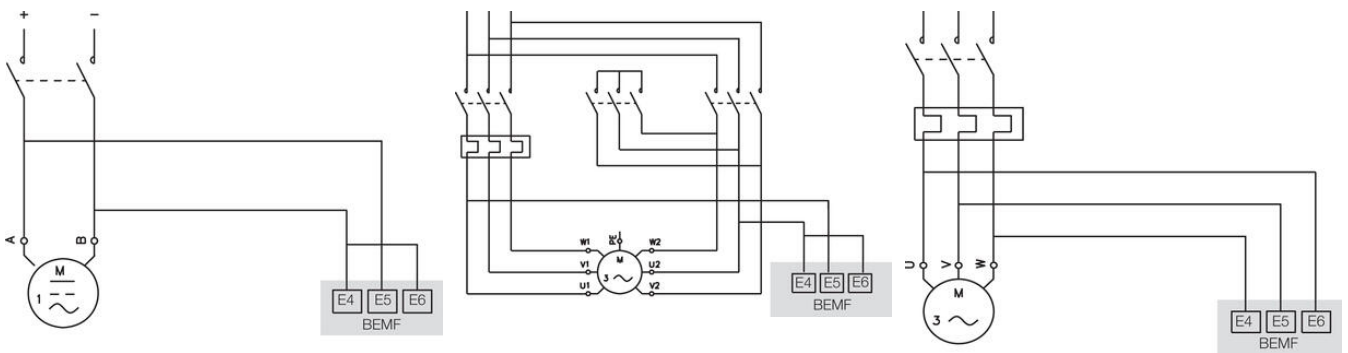
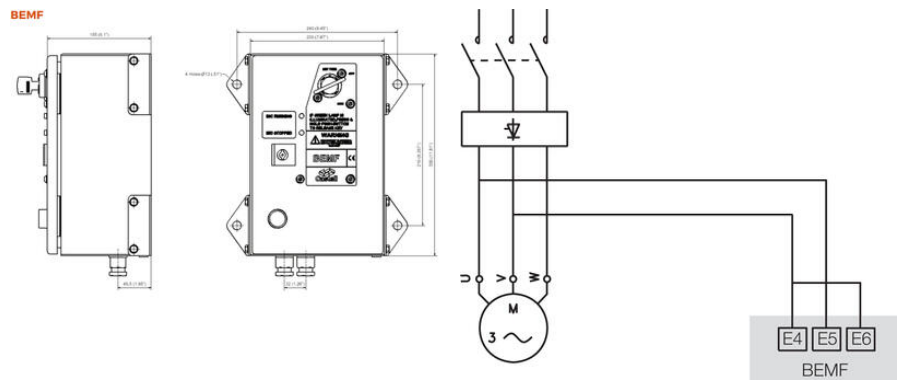
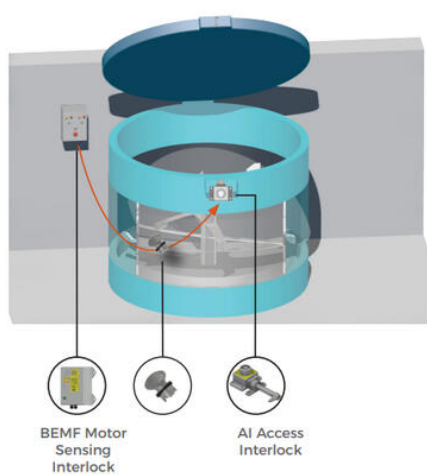
### PRODUCT DESCRIPTION

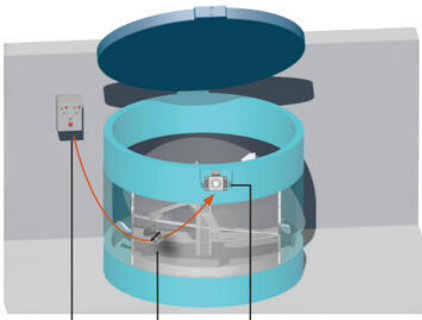
The BEMF Motor sensing Interlock is designed to control access to rotating machinery. The BEMF unit relies on the measurement of the electromotive force generated by the windings of an electric motor. Only when the motor has stopped will the BEMF drop to zero and allow the release of a Castell key. The unit is used for connection to AC and DC motors including DC braking systems. The BEMF has been designed to provide the highest level of safety when installed as part of an access control system for dangerous machinery.



### SPECIFICATIONS

<b>Approvals</b>	CSA, UL
<b>Consumption</b>	18 W
<b>Contact Current Max</b>	8 A
<b>Contact Voltage Max</b>	250 V
<b>IP Class</b>	IP65
<b>Material Protection</b>	Painted steel
<b>Materials Locks</b>	Brass
<b>Motor Voltage Max</b>	600 V
<b>Temperature range from</b>	-5 °C
<b>Temperature range to</b>	55 °C
<b>Weight</b>	5 kg





BEMF Motor Sensing Interlock

AI Access Interlock

BEMF

